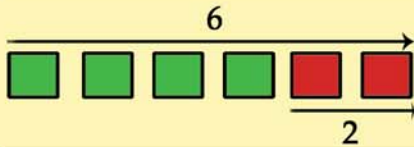




Visual Subtraction Worksheet

Child's Name: _____ Age: _____ Date: _____


Encourage child to use the image to fill in the blanks of the subtraction problems below.


Example  $\underline{6} - \underline{2} = \underline{4}$

 _____ - _____ = _____

 _____ - _____ = _____

 _____ - _____ = _____

 _____ - _____ = _____

 _____ - _____ = _____

 _____ - _____ = _____

 _____ - _____ = _____

- | | | | | | | | | | |
|---|---|---|---|---|---|---|---|---|---|
| 0 | 1 | 2 | 3 | 4 | 5 | 6 | 7 | 8 | 9 |
|---|---|---|---|---|---|---|---|---|---|